

[www.hertz-kompressoren.com](http://www.hertz-kompressoren.com)

# BUILDING THE FUTURE

**hertz**<sup>®</sup>  
KOMPRESSOREN



Downstream Equipment



# About us

Hertz Kompressoren is one of the leading brands of Dalgakiran Group Company since 2005.

For more than 50 years of experience, Dalgakiran Group have designed, manufactured and supplied reciprocating and rotary screw compressors, downstream equipment by using the most modern and intelligent manufacturing techniques.

Today Hertz kompressoren products are known more than hundred countries with its superior reliability and quality.

Hertz Kompressoren is always striving to create and manufacture products of the highest quality, for worldwide customer satisfaction and offer creative, sophisticated, and pragmatic solutions to its clients for their many challenges.





hertz®  
KOMPRESSOREN



BUILDING  
THE FUTURE





A grayscale photograph of an industrial facility, possibly a power plant or refinery, featuring a complex network of pipes, metal structures, and walkways. A semi-transparent green rectangular overlay is positioned in the lower-left quadrant of the image, containing the text 'Downstream Equipment' in white.

# Downstream Equipment





## Refrigerated Type Air Dryers

# HRD US Series

HRD US 10 / 20 / 30 / 40 / 50 / 60 / 70 / 80 / 90 / 100 / 110 / 120 / 130 / 140 / 150 / 160 / 170 / 180 / 190 / 200 / 210 / 220 / 230 / 240 / 250 / 260

**hertz**<sup>®</sup>  
KOMPRESSOREN



### Refrigerated Type HRD US Compressed Air Dryers

- 37 °F pressure dew point
- Very Low Pressure Drop
- Designed for Tropical Conditions
- Dryer easily runs at 140 °F Max. Inlet Temp. and 122 °F Ambient Temp. due to R134a refrigerant (all through the range) and oversized condenser.

### Compact Design

As the canopy of the dryer is designed not to leave any unused space inside, HRD US series air dryers cover minimal space where they are placed.

### Energy Saving Device

Digital Controller with a lot of economy features and alarm capabilities is standard for all 3Ph dryers (HRD US 140 and up)

### Aluminum Heat Exchanger is Standard (From HRD US 40)

Very Low Pressure Drop (1.45 psig)  
Very Efficient (37 °F real pressure dew point)

### Scroll Compressors (from HRD US 120)

Scroll Compressors which are energy efficient and durable against liquid shocks are employed.

### Easy to Access

Easy to access in to the cooling components in seconds by the help of Screw free panels and plastic handles.



### Electrical wires are separated from Refrigerant Side

No electrical wires inside the refrigerant side of the dryer. Electrical Box has an external cover which has an access from the outside of the dryer. No need to open dryer panels to go in to electrical box.



# SPECIFICATIONS

Type	Capacity**		Connection Size	Refrigerant	Maximum working pressure		Maximum ambient temperature		Maximum Inlet temperature		Filter Quantity and Type	Dimensions (in.)			Weight (lbs)
	m <sup>3</sup> /min	cfm			Bar	Psig	°C	°F	°C	°F		Width	Depth	Height	
HRD US 10	0.28	10	1/2"	R-134a	16	232	50	122	60	140	1 * HGKO50MX+MY	16	14	22	71
HRD US 20	0.42	15	1/2"	R-134a	16	232	50	122	60	140	1 * HGKO50MX+MY	16	14	22	71
HRD US 30	0.71	25	1/2"	R-134a	16	232	50	122	60	140	1 * HGKO50MX+MY	16	14	22	71
HRD US 40	1.13	40	3/4"	R-134a	16	232	50	122	60	140	1 * HGKO150MX+MY	19	18	33	112
HRD US 50	1.70	60	3/4"	R-134a	16	232	50	122	60	140	1 * HGKO150MX+MY	19	18	33	117
HRD US 60	2.26	80	3/4"	R-134a	16	232	50	122	60	140	1 * HGKO150MX+MY	19	18	33	121
HRD US 70	2.80	100	1 1/2"	R-134a	16	232	50	122	60	140	1 * HGKO500MX+MY	22	20	34	172
HRD US 80	3.54	125	1 1/2"	R-134a	16	232	50	122	60	140	1 * HGKO500MX+MY	22	20	34	183
HRD US 90	4.25	150	1 1/2"	R-134a	16	232	50	122	60	140	1 * HGKO500MX+MY	22	20	34	190
HRD US 100	5.66	200	2"	R-134a	16	232	50	122	60	140	1 * HGKO851MX+MY	27	26	46	353
HRD US 110	7.08	250	2"	R-134a	16	232	50	122	60	140	1 * HGKO1210MX+MY	27	26	46	364
HRD US 120	9.91	350	2"	R-134a	16	232	50	122	60	140	1 * HGKO1210MX+MY	37	29	54	485
HRD US 130	14.16	500	2"	R-134a	16	232	50	122	60	140	1 * HGKO1210MX+MY	37	29	54	507
HRD US 140	16.10	600	3"	R-134a	16	232	50	122	60	140	1 * HGKO1820MX+MY	37	31	57	595
HRD US 150	21.24	750	3"	R-134a	16	232	50	122	60	140	1 * HGKO1820MX+MY	37	31	57	628
HRD US 160	28.32	1000	3"	R-134a	16	232	50	122	60	140	1 * HGKO2700MX+MY	46	31	68	864
HRD US 170	33.98	1200	3"	R-134a	16	232	50	122	60	140	1 * HGKO2700MX+MY	46	31	68	904
HRD US 180	92.48	1500	FLG 4"	R-134a	16	232	50	122	60	140	Not Included	55	33	70	1085
HRD US 190	49.55	1750	FLG 4"	R-134a	16	232	50	122	60	140	Not Included	55	33	70	1146
HRD US 200	63.71	2250	FLG 4"	R-134a	16	232	50	122	60	140	Not Included	58	42	76	1534
HRD US 210	73.62	2600	FLG 4"	R-134a	16	232	50	122	60	140	Not Included	58	42	76	1583
HRD US 220	84.95	3000	FLG 6"	R-134a	16	232	50	122	60	140	Not Included	86	42	76	1984
HRD US 230	99.11	3500	FLG 6"	R-134a	16	232	50	122	60	140	Not Included	86	42	76	-
HRD US 240	113.27	4000	FLG 6"	R-134a	16	232	50	122	60	140	Not Included	106	35	78	-
HRD US 250	127.42	4500	FLG 8"	R-134a	16	232	50	122	60	140	Not Included	106	35	78	-
HRD US 260	155.74	5500	FLG 8"	R-134a	16	232	50	122	60	140	Not Included	100	61	83	3527

\* HERTZ KOMPRESSOREN reserves its rights to change the specifications without any prior notice.

\*\* Capacity is given at atmospheric pressure at 68 °F (ISO 1217) in accordance with norms ISO 7183-8573-1 and Pneurop 6611- Class 58-100 psig 95 °F IN 77 °F ambient.

## CORRECTION FACTORS FOR HRD AIR DRYERS:

Pressure psig	51	59	73	100	115	123	145	174
F1	0.75	0.77	0.85	1.00	1.06	1.10	1.16	1.25
Inlet Temperature °F	84	90	95	100	109	120	129	140
F2	1.20	1.14	1.08	1.00	0.75	0.60	0.50	0.45
Ambient Temperature °F	61	79	90	100	104	109	115	120
F3	1.12	1.08	1.06	1.00	0.96	0.90	0.80	0.65

Example for choosing the correct HRD US air dryer model;

If a compressor delivers 118 cfm at 123 psi, the dryer inlet temperature is 120 °F and the ambient temperature is 109 °F please choose your dryer as follows;

Dryer Capacity/200/1.10/0.60/0.9 =198 cfm. The correct dryer model for this application is HRD US 90.

## Refrigerated Type High Pressure Air Dryers

# HRD HP Series

HRD 33 HP / 38 HP / 54 HP / 87 HP / 135 HP / 190 HP / 218 HP  
256 HP / 355 HP / 412 HP / 461 HP / 577 HP / 705 HP / 904 HP  
1149 HP / 1305 HP / 1648 HP / 1873 HP / 2309 HP / 2444 HP / 2932 HP



## Refrigerated Type High Pressure Compressed Air Dryers

Durable, compact and efficient Hertz dryers will soon become the global standard for performance. Heat-Exchanger design is unique and patented. The Mono-Block Heat-Exchangers are constructed with thick, steel tubes specially treated to resist corrosion.

The heavy-duty steel construction makes it the most reliable, long lasting heat exchanger available. Specially designed louvered copper plates are welded to the steel tubes with a proprietary technology. This design achieves a hyper efficient 100 % contact between the air and refrigerant circuits delivering state-of-art performance and great cooling efficiency.

The state-of-the-art Mono-Block design features very low differential pressure delivering real energy savings. The Mono-Block Heat-Exchanger is compact and allows the dryer to be smaller and reducing the space required for the dryer. Hertz offers a variety of Mono-Block dryers equipped with the Mono-Block Heat-Exchanger to meet a full range of capacity and power requirements.

### OPTIONS:

- Condensate drain
- Ambient temperature until - 4 °F
- Ambient temperature until 140 °F
- Water condenser
- Digital controller
- Micro processor
- Zero loss drain

Maximum Pressure: HRD 33 HP - HRD 412 HP / 725 psig  
HRD 461 HP - HRD 2932 HP / 653 psig

Maximum Temperature: Inlet air 158 °F  
Ambient 140 °F

Automatic Drain / Timed Drain  
Pneumatic operated membrane valve (2)



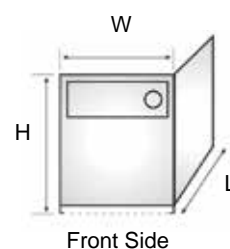
# SPECIFICATIONS

TYPE	FLOW (*)		CONDENSER AIR FLOW m <sup>3</sup> /min	POWER kw	FITTINGS NTP	DIMENSIONS (in.)		
	m <sup>3</sup> /min	cfm				W	L	H
HRD 33 HP	0.55	19	100	0.25	3/8"	14.1	19.7	18.1
HRD 38 HP	0.63	22	370	0.25	3/8"	14.1	19.7	18.1
HRD 54 HP	0.90	32	340	0.25	3/8"	14.1	19.7	18.1
HRD 87 HP	1.45	51	370	0.28	3/4"	16	25.5	19.5
HRD 135 HP	2.25	79	340	0.35	3/4"	16	25.5	19.5
HRD 190 HP	3.17	112	410	0.58	3/4"	16	25.5	19.5
HRD 218 HP	3.63	128	800	0.66	3/4"	16	25.5	19.5
HRD 256 HP	4.27	151	980	0.8	1"	19	26.5	28
HRD 355 HP	5.92	209	980	1.1	1"	19	26.5	28
HRD 412 HP	6.87	242	980	1.3	1"	19	26.5	28
HRD 461 HP	7.68	271	980	1.1	1 1/2"	26.4	21.7	38.8
HRD 577 HP	9.62	339	980	1.3	1 1/2"	29.3	27.4	48.6
HRD 705 HP	11.75	415	980	1.4	1 1/2"	29.3	27.4	48.6
HRD 904 HP	15.07	532	2250	1.9	1 1/2"	29.3	27.4	48.6
HRD 1149 HP	19.15	676	2250	2.4	2 1/2"	31.5	27.6	56.7
HRD 1305 HP	21.75	768	2250	2.6	2 1/2"	31.5	27.6	56.7
HRD 1648 HP	27.47	969	2250	2.6	2 1/2"	31.5	27.6	56.7
HRD 1873 HP	31.22	1102	5000	3	2 1/2"	38.4	44	60.5
HRD 2309 HP	38.48	1358	4800	4.3	2 1/2"	38.4	44	60.5
HRD 2444 HP	40.73	1438	7000	5	2 1/2"	38.4	44	60.5
HRD 2932 HP	48.87	1725	7000	5.6	2 1/2"	38.4	44	60.5

\* HERTZ KOMPRESSOREN reserves its rights to change the specifications without any prior notice.

REFRIGERANT: R134a between HRD 33 HP and HRD 1873 HP, R404a between HRD 2309 HP and HRD 2932 HP

(\*) Flow given at atmospheric pressure at 68 °F (ISO 1217) in accordance with normes ISO 7183 - 8573-1 and Pneurop 6611 - Class 58-100 psig 95 °F IN 77 °F ambient.



## CORRECTION FACTORS FOR HRD HP SERIES

PRESSURE psig	290	362	435	508	580	653	725	-	-	-	-
F1	1.19	1.10	1.07	1.04	1.02	1	0.98	-	-	-	-
AMBIENT TEMPERATURE °F	-	-	-	-	68	77	86	95	104	108	-
F2 (R134a)	-	-	-	-	0.93	1	1.07	1.15	1.22	1.27	-
(R404a)	-	-	-	-	-	1	1.11	1.23	1.30	1.35	-
INLET TEMPERATURE °F	-	-	-	-	86	95	104	113	122	131	140
F3	-	-	-	-	0.83	1	1.18	1.38	1.59	1.83	2.04

## Modular Desiccant Air Dryers

# HMD Series

HMD 3 / 5 / 10 / 15 / 20 / 25 / 30 / 40 / 50 / 60 / 75 / 100 / 120 / 180 / 240

**hertz**<sup>®</sup>  
KOMPRESSOREN

### HERTZ Modular HMD Desiccant Air Dryers

The light weight modular design of the new dryer series brings a whole new concept in compressed air technology, offering total installation flexibility to meet specific needs. Hertz's new Modular Desiccant Dryers are less than the half the weight and size of a traditional twin tower design, allowing even the largest models to be easily moved through a standard doorway. Hertz's innovative Modular Air Dryers make it easier and more affordable than ever to deliver high-quality compressed air for virtually wherever it's needed. Offered in a wide range of sizes from 2,94 cfm to 236 cfm, with the dew points of - 40 °F to - 94 °F, they are packed with everything you need, requiring only air inlet/outlet connections. Hertz proudly offers one of the lowest pressure drop desiccant dryer in the world by the help of highly engineered inlet valve and purge manifold design.

- Small footprint, lightweight, advanced compact design
- Corrosion protected aluminum construction
- Hassle-free, reliable electronic controls
- Can be floor, bench or wall mounted
- Quite enough to be placed in any work environment
- Easy installation, easy maintenance

The new Modular Desiccant Dryers combo proven traditional dryer principles with the latest technology to provide unsurpassed efficiency, flexibility and world-renowned Hertz reliability for your critical dry air applications.





## SPECIFICATIONS

MODEL	INLET FLOW RATE		Inlet - Outlet Connection Size	Filter Quality And Type	DIMENSIONS (in.)			WEIGHT lbs
	m <sup>3</sup> /min	cfm			Length	Width	Height	
HMD 3	0.08	3	1/2"	1*HGKO20MX+MY+MP	12.6	13.2	22	31
HMD 5	0.17	5	1/2"	1*HGKO20MX+MY+MP	12.6	13.2	25	41
HMD 10	0.33	10	1/2"	1*HGKO20MX+MY+MP	12.6	13.2	35.5	59
HMD 15	0.42	15	1/2"	1*HGKO25MX+MY+MP	14.5	13.8	31.8	68
HMD 20	0.58	20	1/2"	1*HGKO50MX+MY+MP	14.5	13.8	43.6	92
HMD 25	0.75	25	1/2"	1*HGKO50MX+MY+MP	14.5	13.8	49.5	105
HMD 30	0.83	30	1/2"	1*HGKO50MX+MY+MP	14.5	13.8	59.4	118
HMD 40	1.17	40	1 1/2"	1*HGKO100MX+MY+MP	16.1	19.5	49.2	156
HMD 50	1.42	50	1 1/2"	1*HGKO100MX+MY+MP	16.1	19.5	55.1	171
HMD 60	1.67	60	1 1/2"	1*HGKO100MX+MY+MP	16.1	19.5	68.8	202
HMD 75	2.17	75	1 1/2"	1*HGKO150MX+MY+MP	17	24.5	51.1	264
HMD 100	2.80	100	1 1/2"	1*HGKO150MX+MY+MP	17	24.5	58	292
HMD 120	3.33	120	1 1/2"	1*HGKO150MX+MY+MP	17	24.5	68.8	334
HMD 180	5.00	180	1 1/2"	1*HGKO200MX+MY+MP	16.1	28.9	59	409
HMD 240	6.67	240	1 1/2"	1*HGKO250MX+MY+MP	16.1	35	59	517

\* HERTZ KOMPRESSOREN reserves its rights to change the specifications without any prior notice.

## Coalescing Line Filters With Indicator

# HGO Series

HGO 25 / 50 / 100 / 150 / 200 / 250 / 300 / 500 / 600 /  
851 / 1210 / 1520 / 1820 / 2220 / 2700



## Filters

The compressed air coming from compressor may contain unwanted elements such as oil, dust and humidity. The air in the external environment will also affect the quality of the final product. This air must be filtered prior to the final stage of production.

## Hertz Compressed Line Filters

Hertz Compressed Line Filters have been designed to answer the current requirements of compressed air filtering. It enables more comfortable usage for end user better endurance, higher efficiency with lower pressure drop and more port size options.

## Features

The line filters have 4 ranges of efficiencies, 235 psi (16barg) - 1/4" to 3" NPT/BSP pipe sizes. A protected auto float drain (2mm orifice) is standard for reliable removal of liquid contaminants. Zero-porosity aluminum and durable epoxy powder-coat finish, along with a corrosion resistant internal coating gives long service life. Filter combinations are configured to meet specific application requirements. Filter comply with PED and perform as per related ISO 8573 standards.

These filters are equipped with differential pressure gauges for easy maintenance and energy efficiency.



### Element Features

Hertz offers Superior protection - from 1 micron to 0.01 micron. Durable element construction and efficient drain layer ensures continued performance after optimal element change.



- 1- Deep pleating also enables a lower pressure drop
- 2- Supreme collapse resistance due to usage of fluted stainless tube provides strength against pressure drops while improving the performance by passing air diagonally through the element.
- 3- PVC impregnated foam favors Water / Oil drainage



# SPECIFICATIONS

Model	Connection Sizes	Flow Rate		Max. working pressure PSI	Element Model	Housing Dimensions (in.)			
		m <sup>3</sup> /min	cfm			A	B	C	D
HGO 25	1/2"	0.42	15	232	MO25	4	8.5	7.5	1.7
HGO 50	1/2"	0.83	30	232	MO50	4	8.5	7.5	1.7
HGO 100	1/2"	1.67	59	232	MO100	4	10	9	1.7
HGO 150	1"	2.50	88	232	MO150	4.8	11.7	10.6	1.7
HGO 200	1"	3.33	118	232	MO200	4.8	14.3	13.1	1.7
HGO 250	1"	4.17	147	232	MO250	4.8	15.8	14.6	1.7
HGO 300	1 1/2"	5.00	176	232	MO300	4.8	18	16.6	1.7
HGO 500	1 1/2"	8.33	294	232	MO500	4.8	18	17.8	1.7
HGO 600	1 1/2"	10.00	353	232	MO600	4.8	21	19.6	1.7
HGO 851	2"	14.18	500	232	MO851	6.3	24.5	22.9	1.7
HGO 1210	2"	20.17	712	232	MO1210	6.3	27.2	25.6	1.7
HGO 1520	3"	25.17	895	232	MO1520	7.6	28.5	26.3	1.7
HGO 1820	3"	30.17	1070	232	MO1820	7.6	34	31.8	1.7
HGO 2220	3"	36.83	1305	232	MO2220	7.6	36.2	34	1.7
HGO 2700	3"	45.00	1588	232	MO2700	7.6	41.9	39.6	1.7

1. HERTZ KOMPRESSOREN reserves its rights to change the specifications without any prior notice.

**DRAIN TYPE:** Electro - adjustable / External float type / Zero-loss drain / Manual

Specifications	Pre Filtering	General Purpose	Oil Removal	Activated Carbon
Grade	P	X	Y	A
Particle Removal (Micron)	5	1	0.01	0.01
Max. Oil carryover at 70 °F (mg/m <sup>3</sup> )	5	0.5	0.01	0.003
Max. working temperature (°F)	176	176	176	77
Initial pressure loss (psig)	0.58	1.16	1.45	1.16
Pressure loss for element change (psig)	10.15	10.15	10.15	10.15
Element colour code	GREEN	BLUE	RED	METAL SS

Operating Pressure (barg)	1	3	5	7	9	11	13	15	16
PSIG	15	44	73	100	131	160	189	218	247
Correction Factor	0.5	0.71	0.87	1	1.12	1.22	1.32	1.44	1.57

## NOTES

- Grade A must not operate in oil saturated conditions.
- Grade A elements should be replaced periodically to suit the applications but must be changed at least every six months.
- Grade A will not remove certain gases including carbon monoxide and carbon dioxide. Please refer to works if in doubt.
- Flow rates are based on a 7 bar / 100 psig operating pressure, for flows at other pressures use correction factor given above.
- All filters are suitable for use with mineral and synthetic oils.
- Gauge type pressure indicators are fitted to models HGO 25 to HGO 2700 as standard.
- All filters are in conformity with the Pressure Equipment Directive (97/23/EC)

## ORDERING

The complete filter model number contains the size and grade, example - 1" general purpose filter model HGO 250 MX with replacement filter element model M 250 X. 250 Represent 147 cfm capacity and x represents the general purpose element.



## Correction Factor

For maximum flow rate, multiply model flow rate show in the above table by the correction factor corresponding to the working pressure.

## Flanged Filters

# HF Series

HF 2400 / 3600 / 4800 / 7200 / 9600 / 12000 /  
16800 / 19200 / 20400 / 27600 / 33600

**hertz**<sup>®</sup>  
KOMPRESSOREN

## Filters

The compressed air coming from the compressor may contain unwanted elements such as oil, dust and humidity. The air in the external environment will also affect the quality of the final product. This air must be filtered prior to the final stage of production.



## Flanged Housing Range Features

- Elements are assembled by the help of a tie rod System.
- Two external float drains for excellent drainage
- Unique design for pre-separation zone
- Strong welded design
- CE and ASME tanks available
- Design for easy element change from top flange



## External Float Drain

Hertz External Drain is designed to remove liquid condensation from collection points in a Compressed Air System. Durable epoxy powder-coat finish and corrosion-resistant internal anodized coating for long service life.





# SPECIFICATIONS

Model	Drain Port Size	Inlet / Outlet Port Size	Flow Rate		Element Model	Number of Elements	Housing Dimensions (in.)				
			m <sup>3</sup> /min.	cfm			A	B	C	D	E
HF 2400	1/2"	3"	40	1413	M1200	2	17.7	50.7	10.9	29.4	25.6
HF 3600	1/2"	4"	60	2119	M1200	3	17.7	51.9	10.9	30.2	25.6
HF 4800	1/2"	4"	80	2825	M1200	4	20.9	52.9	11.0	30.3	25.6
HF 7200	1/2"	6"	120	4238	M1200	6	22.8	56.1	13.0	30.3	25.6
HF 9600	1/2"	6"	160	5650	M1200	8	25.6	56.7	13.1	31.4	25.6
HF 12000	1/2"	8"	200	7063	M1200	10	29.5	59.2	13.6	32.5	25.6
HF 16800	1/2"	8"	280	9888	M1200	14	31.5	60.8	15.1	32.8	25.6
HF 19200	1/2"	10"	320	11301	M1200	16	33.5	62.3	16.4	33.9	25.6
HF2 0400	1/2"	12"	340	12007	M1200	17	33.5	66.1	17.6	34.9	25.6
HF 27600	1/2"	14"	460	16245	M1200	23	33.5	70.0	19.2	36.1	25.6
HF 33600	1/2"	14"	560	19776	M1200	28	33.5	70.0	19.2	36.1	25.6

1. HERTZ KOMPRESSOREN reserves its rights to change the specifications without any prior notice.

**DRAIN TYPE:** Electro - adjustable / External float type / Zero-loss drain / Manual

Specifications	Pre Filtering	General Purpose	Oil Removal	Activated Carbon
Grade	P	X	Y	A
Particle Removal (Micron)	5	1	0.01	0.01
Max. Oil carryover at 70 °F (mg/m3)	5	0.5	0.01	0.03
Max. working temperature (°F)	176	176	176	77
Max. working pressure	16	16	16	16
Initial pressure loss (psig)	0.58	1.16	1.45	1.16
Pressure loss for element change (psig)	10.15	10.15	10.15	10.15
Element colour code	GREEN	BLUE	RED	METAL SS

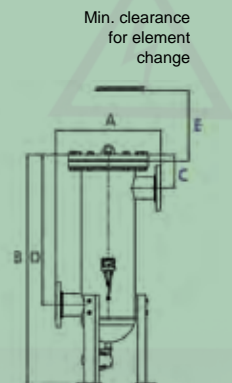
## Correction Factor

For maximum flow rate, multiply model flow rate show in the below table by the correction factor corresponding to the working pressure.

Operating Pressure (barg)	1	3	5	7	9	11	13	15	16
PSIG	15	44	73	100	131	160	189	218	247
Correction Factor	0.5	0.71	0.87	1	1.12	1.22	1.32	1.44	1.57

## NOTES

- Grade A must not operate in oil saturated conditions.
- Grade A elements should be replaced periodically to suit the applications but must be changed at least every six months.
- Grade A will not remove certain gases including carbon monoxide and carbon dioxide. Please refer to works if in doubt.
- Flow rates are based on a 100 psig operating pressure, for flows at other pressures use correction factor given above.
- All filters are suitable for use with mineral and synthetic oils.
- Other standards for flanged connections are available.
- Direction of air flow, inside to out, through filter element



## High Pressure Airline Filters

# HHGO Series

HHGO 100 / 300 / 600 / 850 / 1200 / 1600 / 2500

**hertz**<sup>®</sup>  
KOMPRESSOREN



### Filters

The compressed air coming from the compressor may contain unwanted elements such as oil, dust and humidity. The air in the external environment will also affect the quality of the final product. This air must be filtered prior to the final stage of production.


### High Pressure Line Filters Features

Hertz manufactures a line of High Performance Compressed Air Filters, Moisture Separators in two different range;

- 1) 725 psig Range made of Aluminum, No welding, strong and reliable design.
- 2) 5076 psig Range made of Steel. No welding, and very reliable for High Pressure applications.

### Anodized Aluminum Design with High Performance

Hertz High Pressure Range Compressed Air Filters are no welded design. As a result it is very strong and robust. Very thick wall thickness and In-house high pressure test facilities assure the performance. All inner and outer surfaces of 725 psig Aluminum design Filters are anodized, where 5076 psig Carbon Steel design Filters are epoxy electro powder painted.





# SPECIFICATIONS

Model	Connection Size	Flow Rate at 50 bar		Max. working pressure bar	Element Model	Housing Dimensions (in.)			
		m <sup>3</sup> /min	cfm			A	B	C	D
HHGO 100	1/4"	1.18	42	50	M25	4.46	4.54	1.01	6.10
HHGO 300	1/2"	3.53	125	50	M50	4.46	4.54	1.01	6.24
HHGO 600	3/4"	7.08	250	50	M100	4.31	4.54	1.27	8.15
HHGO 850	1"	9.92	350	50	M150	5.24	5.43	1.47	9.84
HHGO 1200	1"	14.17	500	50	M200	5.24	5.43	1.47	12.36
HHGO 1600	1 1/2"	26.67	940	50	M250	5.04	5.43	1.75	14.49
HHGO 2500	2"	41.67	1470	50	M2500	6.22	5.43	2.03	15.47

1. HERTZ KOMPRESSOREN reserves its rights to change the specifications without any prior notice.

Specifications	Pre Filtering	General Purpose	Oil Removal	Activated Carbon
Grade	P	X	Y	A
Particle Removal (Micron)	5	1	0.01	0.01
Max. Oil carryover at 70 °F (mg/m <sup>3</sup> )	5	0.5	0.01	0.003
Max. working pressure (bar)* / *350 bar is an option	50	50	50	50
Max. working temperature (°F)	176	176	176	77
Initial pressure loss (psig)	0.58	1.16	1.45	1.6
Pressure loss for element change (psig)	10.15	10.15	10.15	10.15
Element colour code	GREEN	BLUE	RED	METAL SS

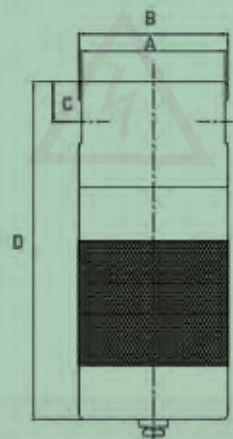
## NOTES

- 1) Grade A must not operate in oil saturated conditions.
- 2) Grade A elements should be replaced periodically to suit the applications but must be changed at least every six months.
- 3) Grade A will not remove certain gases including carbon monoxide and carbon dioxide. Please refer to works if in doubt.
- 4) All filters are suitable for use with mineral and synthetic oils.
- 5) The above housings require only one filter element.
- 6) Direction of air flow, inside to out, through filter element. Except grade A
- 7) Manual drain is standard. Electronic timer is optional.

## ORDERING

The complete filter model number contains the size and grade, Example - 1/4" general purpose filter model HHGO 100 MX with replacement filter element model M 25 X.

DRAIN TYPE
Manual with steel



## Water Separators

# HG WS Series

HG 25 WS / 100 WS / 200 WS / 300 WS / 600 WS / 1200 WS / 2200 WS

**hertz**<sup>®</sup>  
KOMPRESSOREN



## Water Separators

Hertz water separators have been designed for the removal of bulk liquid water and particulate from compressed air and gases. Unique centrifugal action removes contaminants with low-pressure drop for energy savings. Hertz water separators are available in 1/4" - 3" NPT pipe sizes for flows up to 1294 cfm (2200m<sup>3</sup>/h). While highly efficient, condensate separators will not remove 100 % of the oil from the air stream. Additional coalescing and particulate filters downstream are normally required to remove the final traces of oil, water and particles, which migrate through the separator.





## SPECIFICATIONS

Model	Connection Size	Flow Rate		Housing Dimensions (in.)			
		m <sup>3</sup> /min	cfm	A	B	C	D
HG 25 WS	1/4"	0.42	14	4.02	10.12	9.25	6.10
HG 100 WS	1/2"	1.67	58	4.02	10.12	9.25	7.87
HG 200 WS	3/4"	3.33	117	4.84	11.02	9.96	10.63
HG 300 WS	1"	5.00	176	4.84	11.02	9.67	14.57
HG 600 WS	1 1/2"	10.00	353	4.84	11.61	10.22	18.11
HG 1200 WS	2"	20.00	706	6.30	18.94	17.32	22.24
HG 2200 WS	3"	36.67	1294	7.64	21.54	19.31	2.03

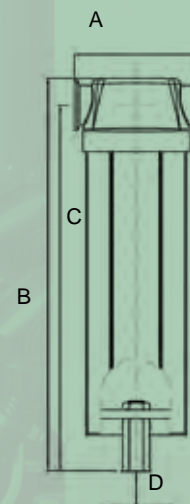
1. HERTZ KOMPRESSOREN reserves its rights to change the specifications without any prior notice.

### Correction Factor

For maximum flow rate, multiply model flow rate show in the above table by the correction factor corresponding to the working pressure.

Operating Pressure (barg)	1	3	5	7	9	11	13	15	16
PSIG	15	44	73	100	131	160	189	218	232
Correction Factor	0.5	0.71	0.87	1	1.12	1.22	1.32	1.44	1.57

Operating Recommended Operating Temperature	176 °F
Minimum Recommended Operating Temperature	35 °F
Typical Pressure Loss at Rated Flow	0.72 psig
Maximum Working Pressure	232 psig



#### Notes:

Automatic drain valves are fitted as standard. All separator bodies are coated with electrostatic powder paint finish both inside and out side.

[www.hertz-kompressoren.com](http://www.hertz-kompressoren.com)



**HERTZ KOMPRESSOREN GLOBAL**  
[export@hertz-kompressoren.com](mailto:export@hertz-kompressoren.com)

**HERTZ KOMPRESSOREN GmbH**  
Kronacherstr. 60, 96052 Bamberg  
T. +49 951 96 43 13 88  
F. +49 951 96 43 13 50  
[info@hertz-kompressoren.de](mailto:info@hertz-kompressoren.de)

**HERTZ KOMPRESSOREN USA Inc.**  
3320 Service St.  
Charlotte, NC 28206 USA  
Phone : +1-704-579-5900  
Fax : +1-704-579-5997  
[info@hertz-kompressoren.us](mailto:info@hertz-kompressoren.us)

**hertz**<sup>®</sup>  
KOMPRESSOREN

