



HGS & HSC SERIES ROTARY SCREW AIR COMPRESSORS



STANDARD EQUIPMENT

High quality components such as IP55 electric motors with the IE3 efficiency class, IP54 fan motors, star-delta motor starter system, electrical materials selected according to IEC, UL/cUL, CE standards as per the market requirements, high-efficiency screw blocks consuming less energy are provided as standard in all our products.



SERVICEABILITY

Service-friendly design implemented using a layout that provides instant access to all consumable items, with quick-release protective covers and easy-to-use controllers minimizes downtime and reduces maintenance costs.



ELECTRONIC CONTROL

Hertz Kompressoren rotary screw compressors are equipped with easy-to-use, robust and long-lasting microprocessor controllers with communication capabilities as per the product line to ensure smooth operation and uninterrupted production.



SCREW BLOCK

- Patented and durable screw block that provides high-capacity of air, and that is specially selected for each model's capacity requirement
- Production of air with high volumetric efficiency, thanks to the new rotor profiles, and lower torque requirements
- New generation bearing design with increased load carrying capabilities



AIR OIL SEPARATOR

Spin-on or immersed type separator design depending on the product line

Immersed type separator

High performance separation with three-stage design
More efficient separation at lower volume with deeply wrapped, intertwined separation layers

Low amount of oil mist in outlet air ≤ 3 ppm


Spin-on separator

Easy replacement, ease of assembly and disassembly
Design that does not require a separator tank



MAIN MOTOR AND DRIVE SYSTEM

High efficiency 400V/3 phase/50Hz, IE3 IP55 electric motors with F Class insulation
Star delta motor starting system
Easy of assembly and disassembly with bush pulleys on belt-pulley models






HGS & HSC SERIES Rotary Screw Air Compressors

HERTZ HGS & HSC series compressors are used safely in all applications of small and medium sized businesses thanks to their high performance in operation.

Its service- and maintenance-friendly compact structure speeds up your work, and minimizes downtime.



MAIN MOTOR DRIVE SYSTEM

- Belt-pulley drive system
- Serviceability thanks to easy belt tensioning system
- TEFC, premium efficiency electric motor

AIR/OIL SEPARATOR


- Easy to disassemble and assemble, service- and maintenance-friendly spin-on type separator.

COOLING SYSTEM

- Quiet and efficient axial fan directly coupled to main motor (HGS & HSC 3-20)
- Additional axial fan with temperature control (HGS & HSC 20B-50)

OTHER FEATURES

- Compact, small footprint, easy to service.
- Air tank made of CE certified P265GH pressurized container steel (HGS & HSC 3-20) (EN 286-1)



TECHNICAL DATA

Model	Pressure		Capacity*		Motor Power	Connection Size	Receiver Volume/Dryer Model	Dimensions (mm)			Weight	Noise**
	bar	psi	m ³ /min	cfm	kW/HP			Width	Depth	Height	kg	dB(A)
HGS 2	7,5	110	0,38	13,4	2,2/3,0	G 1/2"	200-250L HRD 10	1500	550	1350	240	68
HGS 3	7,5 10	110 145	0,41 0,36	14,5 12,7	3,0/4,0	G 1/2"	200-250L HRD 20	1500	550	1350	245	68
HGS 4	7,5 10 13	110 145 190	0,56 0,46 0,35	19,8 16,3 12,3	4,0/5,5	G 1/2"	200-250L HRD 20	1500	550	1350	250	69
HGS 5.5	7,5 10 13	110 145 190	0,80 0,65 0,53	28,3 23,0 18,7	5,5/7,5	G 1/2"	200-250L HRD 30	1500	550	1325	272	69
HGS 7.5	7,5 10 13	110 145 190	1,15 0,95 0,77	40,6 33,6 27,2	7,5/10	G 3/4"	500L HRD 40	1810	640	1520	385	69
HGS 11	7,5 10 13	110 145 190	1,70 1,40 1,16	60,0 49,5 41,0	11/15	G 3/4"	500L HRD 40	1880	650	1600	414	69
HGS 15	7,5 10 13	110 145 190	2,25 1,96 1,61	79,5 69,2 56,9	15/20	G 3/4"	500L HRD 50	1880	650	1600	450	69
HSC 15	7,5 10 13	110 145 190	2,70 2,30 1,90	95,4 81,2 67,1	15/20	G 1"	-	1275	850	1465	410	69
HSC 18.5	7,5 10 13	110 145 190	3,30 2,80 2,40	116,6 98,9 84,8	18,5/25	G 1"	-	1275	850	1465	420	69
HSC 22	7,5 10 13	110 145 190	3,80 3,50 3,00	134,2 123,6 106,0	22/30	G 1"	-	1275	850	1465	450	70
HSC 30	7,5 10 13	110 145 190	4,60 4,00 3,60	162,5 141,3 127,1	30/40	G 1 1/4"	-	1575	1030	1750	683	70
HSC 30 B	7,5 10 13	110 145 190	5,20 4,30 3,70	183,7 151,9 130,7	30/40	G 1 1/4"	-	1575	1030	1750	710	70
HSC 37	7,5 10 13	110 145 190	6,40 5,40 4,30	226,0 190,7 151,9	37/50	G 1 1/4"	-	1575	1030	1750	742	70

- Unit performances measured in reference conditions which are 1 bar absolute air Pressure, %0 relative humidity, 20°C inlet air temperature, 71°C thermostatic valve set temperature and use of Smartoil.
- HERTZ KOMPRESSOREN reserves its rights to make changes in its products and specifications without prior notice.
- Air receiver volume for the HGS 2-15 series Models with only air receiver and air receiver & air dryer respectively.
- Dimensions of the Models with only air-receiver for HGS 2-15 series.
- Weights of the Models with only air-receiver for HGS 2-15 series.
- * Refers to free air delivery measured according to ISO 1217:2009, Annex C standard.
- ** Refers to sound Pressure level measured according to ISO 2151:2004 and ISO 9614/2 with ± 3 dB(A) tolerance.

