



HSC D SERIES ROTARY SCREW AIR COMPRESSORS



STANDARD EQUIPMENT

High quality components such as IP55 electric motors with the IE3 efficiency class, IP54 fan motors, star-delta motor starter system, electrical materials selected according to IEC, UL/cUL, CE standards as per the market requirements, high-efficiency screw blocks consuming less energy are provided as standard in all our products.



SERVICEABILITY

Service-friendly design implemented using a layout that provides instant access to all consumable items, with quick-release protective covers and easy-to-use controllers minimizes downtime and reduces maintenance costs.



ELECTRONIC CONTROL

Hertz Kompressoren rotary screw compressors are equipped with easy-to-use, robust and long-lasting microprocessor controllers with communication capabilities as per the product line to ensure smooth operation and uninterrupted production.



SCREW BLOCK

- Patented and durable screw block that provides high-capacity of air, and that is specially selected for each model's capacity requirement
- Production of air with high volumetric efficiency, thanks to the new rotor profiles, and lower torque requirements
- New generation bearing design with increased load carrying capabilities



AIR OIL SEPARATOR

Spin-on or immersed type separator design depending on the product line

Immersed type separator

High performance separation with three-stage design
 More efficient separation at lower volume with deeply wrapped, intertwined separation layers
 Low amount of oil mist in outlet air ≤ 3 ppm


Spin-on separator

Easy replacement, ease of assembly and disassembly
 Design that does not require a separator tank



MAIN MOTOR AND DRIVE SYSTEM

High efficiency 400V/3 phase/50Hz, IE3 IP55 electric motors with F Class insulation
 Direct coupled model, long-lasting and efficient transfer system thanks to use of elastic couplings







HSC D SERIES

Rotary Screw Air Compressors

HERTZ HSC D series compressors deliver high performance by reducing the power transfer losses with their directly-coupled motor and screw block. Operation expenses are reduced thanks to usage of the latest generation screw block and motor. Stops are minimized with continuously supplied air.

MAIN MOTOR DRIVE SYSTEM

- Long life and efficient power transfer thanks to the use of elastic coupling
- TEFC, premium efficiency electric motor



SCREW BLOCK


- Gear box as per AGMA (American Gear Manufacturers Association) standards for products where air ends gearbox are used
- Directly-coupled

AIR/OIL SEPARATOR

- High performance separation with three-stage design
- More efficient separation at lower volume with deeply wrapped, intertwined separation layers
- Low amount of oil mist in outlet air ≤ 3 ppm

COOLING SYSTEM

- Quiet and efficient axial fan
- Temperature-controlled fan motor



TECHNICAL DATA

Model	Pressure		Capacity*		Motor Power	Connection Size	Dimensions (mm)			Weight	Noise**
	bar	psi	m ³ /min	cfm	kW/HP		Width	Depth	Height	kg	dB(A)
HSC 22 D	7,5 10	110 145	4,0 3,6	141 127	22/30	G 1"	1275	850	1465	483	70
HSC 30 B D	7,5 10 13	110 145 190	5,5 4,5 3,9	194 159 138	30/40	G 1 1/4"	1575	1030	1750	731	70
HSC 37 D	7,5 10 13	110 145 190	6,6 5,6 4,6	233 198 163	37/50	G 1 1/4"	1575	1030	1750	742	70
HSC 45 B D	7,5 10 13	110 145 190	8,5 7,1 5,9	300 251 208	45/60	G 1 1/2"	2000	1200	1810	1370	74
HSC 55 D	7,5 10 13	110 145 190	9,8 8,7 7,0	346 307 247	55/75	G 1 1/2"	2000	1200	1810	1520	76
HSC 75 D	7,5 10 13	110 145 190	12,6 11,0 9,2	445 388 325	75/100	G 1 1/2"	2000	1200	1810	1670	78
HSC 90 D	7,5 10 13	110 145 190	16,2 13,7 11,2	572 484 396	90/125	G 2"	2500	1400	2037	2240	79
HSC 110 D	7,5 10 13	110 145 190	19,5 17,9 14,0	688 632 494	110/150	2"G	2500	1400	2037	2640	79
HSC 132 D	7,5 10 13	110 145 190	23,4 20,0 16,5	826 706 583	132/180	G 2 1/2"	2750	1805	2000	2970	79
HSC 160 D	7,5 10 13	110 145 190	28,0 23,5 20,0	989 830 706	160/220	G 2 1/2"	2750	1805	2000	3080	79
HSC 200 D	7,5 10 13	110 145 190	37,0 30,8 24,5	1307 1088 865	200/270	DN80	3250	2250	2450	4920	79
HSC 250 D	7,5 10 13	110 145 190	45,0 38,6 32,6	1590 1368 1151	250/340	DN100	3250	2250	2450	5600	79
HSC 315 D	7,5 10 13	110 145 190	53,0 45,5 39,5	1872 1607 1395	315/430	DN100	3250	2250	2450	5920	79

- Unit performances measured in reference conditions which are 1 bar absolute air Pressure, %0 relative humidity, 20°C inlet air temperature, 71°C thermostatic valve set temperature and use of Smartoil.
- HERTZ KOMPRESSOREN reserves its rights to make changes in its products and specifications without prior notice.
- * Refers to free air delivery measured according to ISO 1217:2009, Annex C standard.
- ** Refers to sound Pressure level measured according to ISO 2151:2004 and ISO 9614/2 with ± 3 dB(A) tolerance.

